

CRANE

Grove GMK6300B Luffing
86.5' Main Boom at 82°
68.9' Luffing Jib (32.2° offset)
Base: 100% Outriggers
Counterweight: 220,500 lbs
54.1' Lift Radius (360°)
Crane Capacity at 54.1' = 90,000 lbs

LOAD


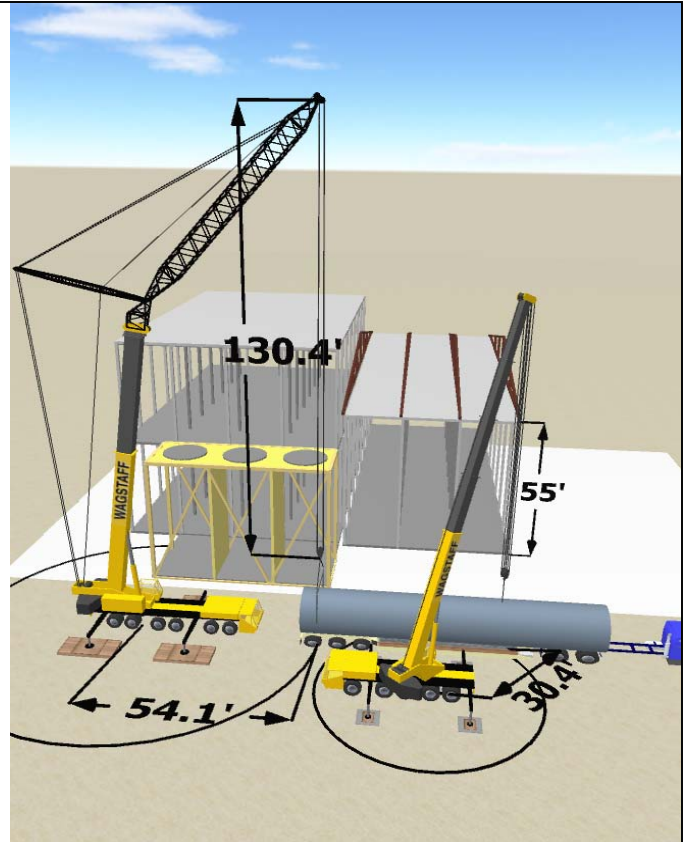
Load Line = 600 lbs
Block = 3,700 lbs
Rigging = 800 lbs
Bar = 1,500 lbs
27% of Load = 17,618 lbs
TOTAL LOAD = 24,218 lbs
27% of capacity

CRANE

Grove GMK5120B
104.7' Main Boom at 70°
Base: 100% Outriggers
Counterweight: 68300 lbs
30.4' Lift Radius (360°)
Crane Capacity at 30.4' = 73,000 lbs

LOAD

Load Line = 635 lbs
Block = 1,800 lbs
Hook = 800 lbs
Rigging = 350 lbs
73% of Load = 48,382 lbs
TOTAL LOAD = 51,967 lbs
71% of capacity



Not issued for construction. For pre-planning only.



Title:	Lift Plan
Project:	2 crane lift 66K Bins
Customer:	CCC Group
Description:	300B with luffer
Drawn By:	Ben Holdaway
	10/15/2012

CRANE

Grove GMK6300B Luffing
 86.5' Main Boom at 82°
 68.9' Luffing Jib (32.2° offset)
 Base: 100% Outriggers
 Counterweight: 220,500 lbs
 54.1' Lift Radius (360°)
 Crane Capacity at 54.1' = 90,000 lbs

LOAD



Load Line = 600 lbs
 Block = 3,700 lbs
 Rigging = 800 lbs
 Bar = 1,500 lbs
 9% of Load = 6,073 lbs
 TOTAL LOAD = 12,673 lbs
 14% of capacity

CRANE

Grove GMK5120B
 104.7' Main Boom at 70°
 Base: 100% Outriggers
 Counterweight: 68300 lbs
 30.4' Lift Radius (360°)
 Crane Capacity at 30.4' = 73,000 lbs

LOAD

Load Line = 635 lbs
 Block = 1,800 lbs
 Hook = 800 lbs
 Rigging = 350 lbs
 91% of Load = 59,927 lbs
 TOTAL LOAD = 63,512 lbs
 87% of capacity



Not issued for construction. For pre-planning only.



Title:	Lift Plan
Project:	2 crane lift 66K Bins
Customer:	CCC Group
Description:	300B with luffer
Drawn By:	Ben Holdaway
	10/15/2012

CRANE

Grove GMK6300B Luffing
 86.5' Main Boom at 82°
 68.9' Luffing Jib (32.2° offset)
 Base: 100% Outriggers
 Counterweight: 220,500 lbs
 54.1' Lift Radius (360°)
 Crane Capacity at 54.1' = 90,000 lbs

LOAD


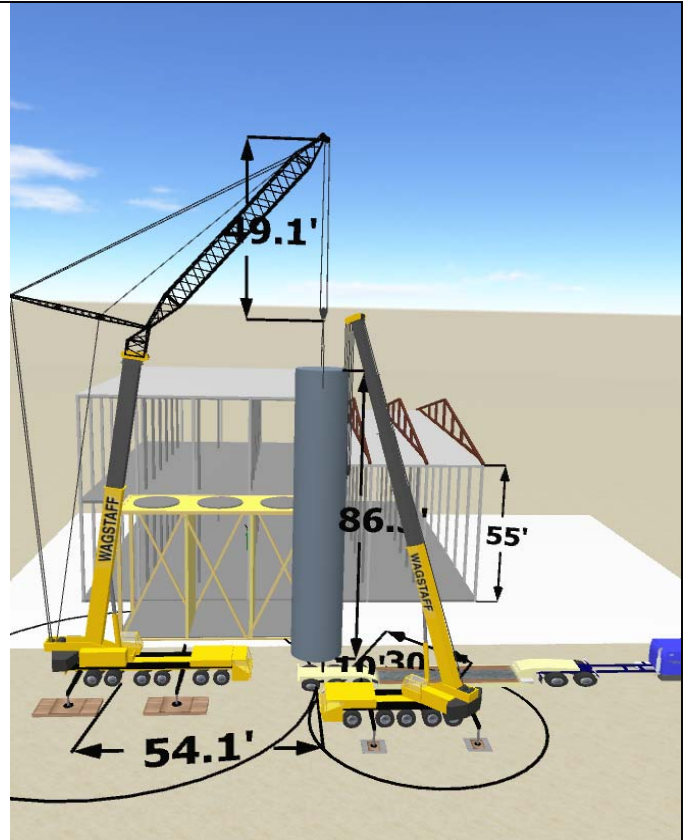
Load Line = 600 lbs
 Block = 3,700 lbs
 Rigging = 800 lbs
 Bar = 1,500 lbs
 100% of Load = 66,000 lbs
 TOTAL LOAD = 72,600 lbs
 81% of capacity

CRANE

Grove GMK5120B
 104.7' Main Boom at 70°
 Base: 100% Outriggers
 Counterweight: 68300 lbs
 30.4' Lift Radius (360°)
 Crane Capacity at 30.4' = 73,000 lbs

LOAD

Load Line = 635 lbs
 Block = 1,800 lbs
 Hook = 800 lbs
 Rigging = 350 lbs
 0% of Load = 0 lbs
 TOTAL LOAD = 3,585 lbs
 5% of capacity



Not issued for construction. For pre-planning only.



Title:	Lift Plan
Project:	2 crane lift 66K Bins
Customer:	CCC Group
Description:	300B with luffer
Drawn By:	Ben Holdaway
	10/15/2012